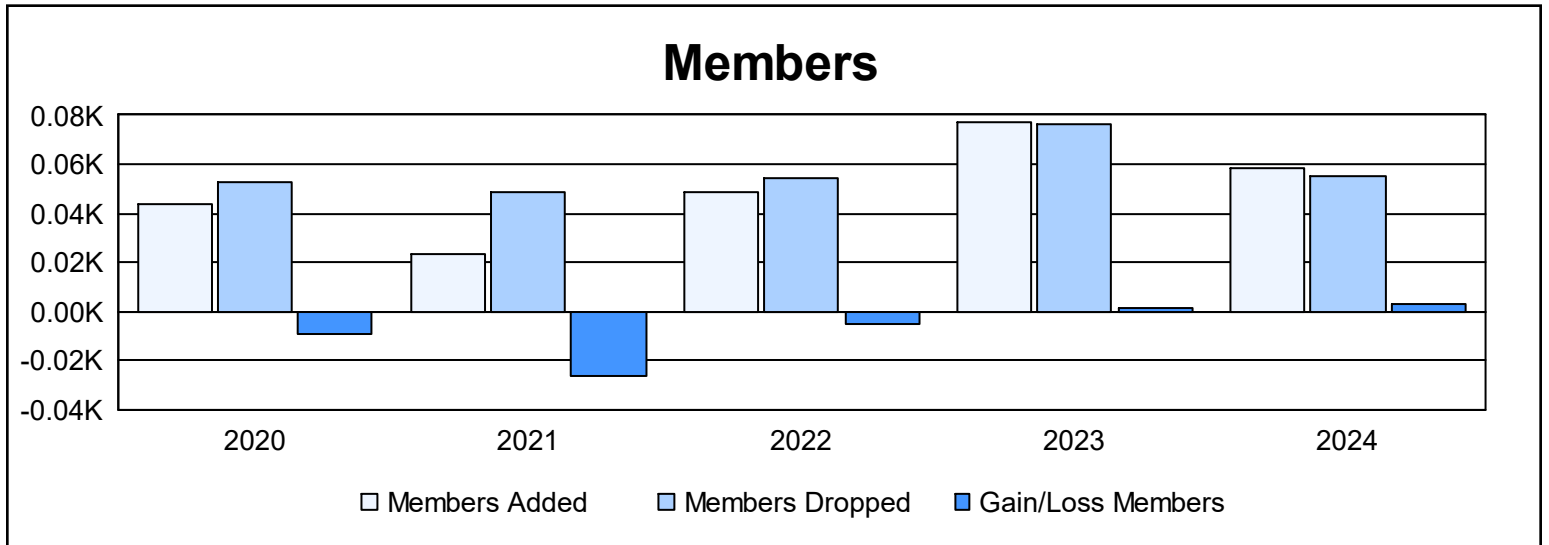
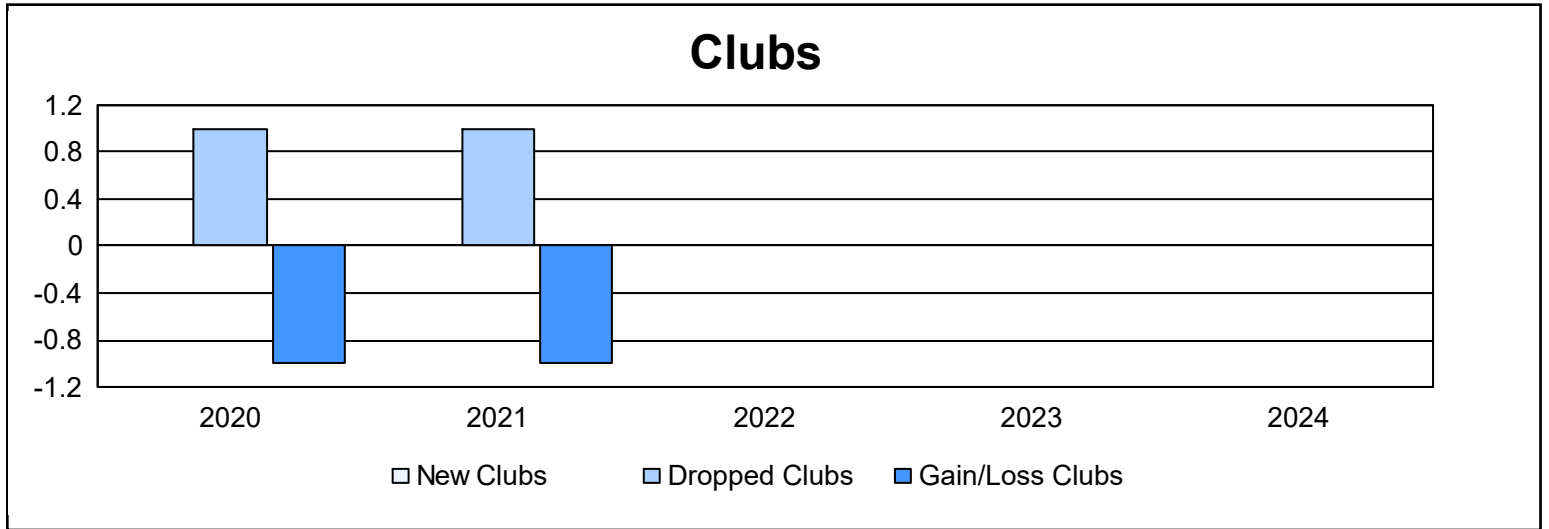
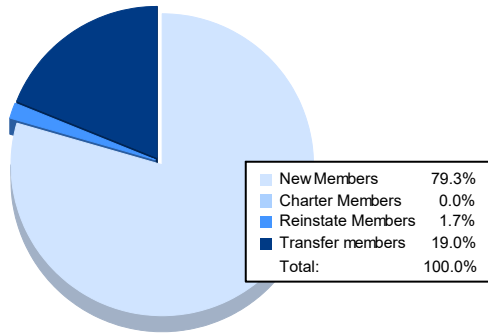


Year	New Clubs	Dropped Clubs	Gain/ Loss Clubs	New Members	Charter Members	Reinstate Members	Transfer Members	Total Member Added	Total Members Dropped	Gain/ Loss Members
2019-2020	0	1	-1	37	0	7	0	44	53	-9
2020-2021	0	1	-1	19	0	1	3	23	49	-26
2021-2022	0	0	0	46	0	0	3	49	54	-5
2022-2023	0	0	0	69	1	0	7	77	76	1
2023-2024	0	0	0	46	0	1	11	58	55	3
<b>Average</b>	<b>0</b>	<b>0</b>	<b>0</b>	<b>43</b>	<b>0</b>	<b>2</b>	<b>5</b>	<b>50</b>	<b>57</b>	<b>-7</b>



### Membership Composition June 2024 Cumulative



### Gender Composition June 2024 Cumulative

